















## UiTM2025 Strategic Plan










### Performance Indicator (PI) Achievement December 2023

PI No	Performace Indicator	Target	Achievement	Indicator	% Achievement	Remarks	Owner Remarks
<b>FAKULTI SAINS SUKAN DAN REKREASI</b>							
PI005	Number of academic programmes embedded with new international credited service learning activities.	1.00	1.00		100		
PI006	Percentage of GOT students (Undergraduate).	90.00	92.30		100		
PI007	Number of inbound students (minimum 1 day)	25.00	26.00		100		
PI008	Number of outbound students (minimum 1 day)	25.00	35.00		100		
PI009	Number of inbound students (2 weeks).	12.00	0.00		0		
PI010	Number of outbound students (2 weeks).	12.00	3.00		25		
PI011	Number of inbound students (1 semester).	5.00	0.00		0		
PI012	Number of outbound students (1 semester).	5.00	3.00		60		
PI013	Number of new Massive Open Online Course (MOOC).	2.00	0.00		0		
PI014	Number of new micro-credential modules offered.	1.00	0.00		0		
PI019	Number of alumni successfully became entrepreneurs.	18.00	2.00		11.11		
PI021	Number of IPT student entrepreneurs conducting business on campus during their study period.	107.00	54.00		50.47		

PI022	Number of companies, enterprises or business projects funded by start-up investors, venture investors, public funding entities, government agency grants and entrepreneurship-related pitching competition prizes.	1.00			0		
PI023	Number of collaboration with agencies, industry, NGOs, IPT (local and international).	1.00	1.00		100		
PI024	Number of educators with entrepreneurial expertise.	26.00	26.00		100		
PI025	Number of digitally driven innovation and technology -based student start-up companies.	1.00			0		
PI026	The number of students involved in IPT's Innovation and Technology-based programmes.	28.00	8.00		28.57		
PI027	Number of International SULAM's (Knowledge Transfer) programmes with industry/community collaboration in relation to service learning activities that mapped to SDG's element.	1.00	1.00		100		
PI028	Number of International Volunteerism programmes with industry collaboration that are funded by national, international and industry fund/grant in term of monetary or in-kind.	1.00	1.00		100		
PI029	Number of leadership programmes.	3.00	3.00		100		
PI030	Number of companies involved in career activities.	5.00	5.00		100		
PI032	Number of students participated in international programme organised by partner university / industry/ institution.	29.00	61.00		100		
PI033	Numbers of students involved in the e-sport industry.	50.00	59.00		100		
PI037	Number of students involved in invention and innovation activities.	48.00	63.00		100		
PI038	Number of programme/module related to patriotism & ESI-IDART initiatives.	2.00	2.00		100		
PI043	Number of student enrolment (national master students).	111.00	115.00		100		

PI044	Number of student enrolment (national PhD students).	27.00	23.00		85.19		
PI045	Number of student enrolment (international postgraduate students).	44.00	39.00		88.64		
PI049	Number of indexed publication: Conference proceedings in SCOPUS/WoS.	32.00	12.00		37.5		
PI050	Number of indexed publication: Journal in SCOPUS/WoS/ERA.	48.00	20.00		41.67		
PI051	Number of high impact publications.	7.00	4.00		57.14		
PI052	Number of publication in QS subject ranking journal.	1.00	4.00		100		
PI053	Number of indexed joint publication with National collaborators.	10.00	15.00		100		
PI054	Number of indexed joint publication with Industry Collaborators.	2.00	1.00		50		
PI055	Number of indexed joint publication with International Collaborators.	6.00	12.00		100		
PI056	Number of indexed publication: Journal in MyCite.	7.00	18.00		100		
PI057	Number of publication published by UiTM Press and other publishers.	2.00	2.00		100		
PI061	Number of principal investigators (PI) for research grants: National funded.	7.00	13.00		100		
PI062	Number of principal investigators (PI) for research grants: Industrial funded.	1.00	0.00		0		
PI063	Number of principal investigators (PI) for research grants: International funded.	2.00	1.00		50		
PI064	Total amount of research grants: National funded.	740,000.00	0.00		0		
PI065	Total amount of research grants: Industrial funded.	50,000.00	0.00		0		

PI066	Total amount of research grants: International funded.	150,000.00	0.00		0		
PI072	Number of new MoU and MoA with International Industries.	1.00	0.00		0		
PI073	Number of new MoA with local partners.	1.00	0.00		0		
PI074	Number of activities under MoA/ MoU with International Industries.	1.00	0.00		0		
PI075	Number of University Social Responsibility programmes (USR).	10.00	0.00		0		
PI076	Number of Knowledge Transfer Programmes (KTP).	1.00	0.00		0		
PI077	Total amount received (from external) for USR and KTP programmes.	24,351.00	0.00		0		
PI078	Total amount spent (from own funds) for USR and KTP programmes.	2,435.00	0.00		0		
PI079	Number of communities receiving/ benefiting from the knowledge/ technology diffusion projects.	2.00	0.00		0		
PI080	Number of alumni expert service programme.	7.00	0.00		0		
PI081	Number of new MoU/ MoA with international universities.	1.00	1.00		100		
PI083	Number of MoU/ MoA with Top 300 QS Ranked by Subject (International Universities).	1.00	1.00		100		
PI084	Number of international programmes/ activities for active MoU/ MoA for the current year	14.00	31.00		100		
PI085	Number of staff with 3 years industry experience.	3.00	3.00		100		
PI086	Number of activity related to ESI-iDART.	4.00	5.00		100		
PI087	Number of academic staff with PhD qualification.	23.00	27.00		100	data BPO	

PI089	Number of staff attached with top global 2000 companies or top 300 universities.	1.00	1.00		100		
PI090	Number of staff as members in international and national academic/ professional bodies/ associations/ NGO.	25.00	26.00		100	Data Dis 2023 - ada nama berulang (PD Dr Rosni) maka 27-1	
PI091	Number of international academic staffs.	3.00	1.00		33.33	data BPO	
PI094	Number of OE Project.	1.00	1.00		100		
PI095	Number of KIK Project.	1.00			0		
PI096	Number of activity related to Happiness Index.	2.00	3.00		100		
PI125	Number of staff registered for PhD studies.	2.00	2.00		100		
PI126	Number of AKNC Project.	1.00	1.00		100		
PI129	Income generation from Kumpulan Wang Amanah.	30,000.00	43,327.07		100		

**I hereby declare that all the above-mentioned information given is true and correct to the best of my knowledge and belief.**

**Prepared By :**



Name: **Dr Razali Mohamed Salleh**  
 Designation: **PSTU**  
 Date: **15/1/2024**

**Approved By :**



Name: **Assoc. Prof. YM Dr Raja Mohammed Firhad Raja Azidin**  
 Designation: **Dean**  
 Date: **16/1/2024**